

4.5 mm Square SMD Light Touch Switches

Type: **EVQPQ**



■ Features

- External dimensions: 4.5 mm×4.5 mm, Height 0.55 mm
- Lightweight: 20 mg (1/2 compared with conventional type)

■ Recommended Applications

- Operation switches for portable electronic equipment (Camcorders, Portable audio players, etc.)

■ Explanation of Part Numbers

1	2	3	4	5	6	7	8	9
E	V	Q	P	Q		B	5	5
Product Code			Type			Height		

■ Specifications

Type		Snap action/Push-on type SPST
Electrical	Rating	10 μ A 2 Vdc to 20 mA 15 Vdc (Resistive load)
	Contact Resistance	100 m Ω max.
	Insulation Resistance	50 M Ω min. (at 100 Vdc)
	Dielectric Withstanding Voltage	250 Vac for 1 minute
	Bouncing	3 ms max. (ON) 10 ms max. (OFF)
Mechanical	Operating Force	1.6 N \pm 0.5 N 2.4 N \pm 0.6 N
	Travel	0.2 mm \pm 0.1 mm
Endurance	Operating Life	200000 cycles min. (1.6 N), 50000 cycles min. (2.4 N)
Operating Temperature		-20 °C to +70 °C
Storage Temperature		-40 °C to +85 °C (Bulk) -20 °C to +60 °C (Taping)
Minimum Quantity/Packing Unit		10000 pcs. Embossed Taping (Reel Pack)
Quantity/Cartron		50000 pcs.

Note: Non washable

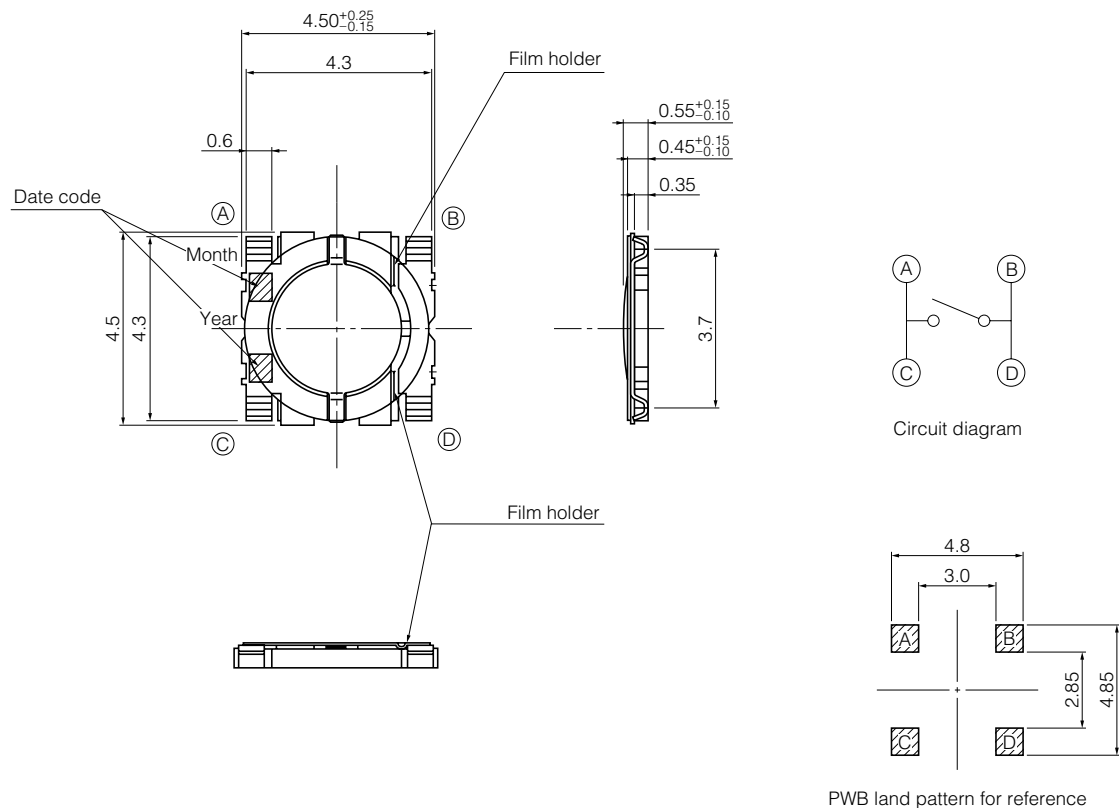
Design and specifications are each subject to change without notice. Ask factory for the current technical specifications before purchase and/or use.
Should a safety concern arise regarding this product, please be sure to contact us immediately.

00 Oct. 2012

■ Dimensions in mm (not to scale)

EVQPQ

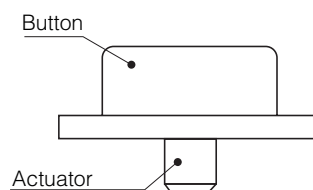
(Embossed Taping)



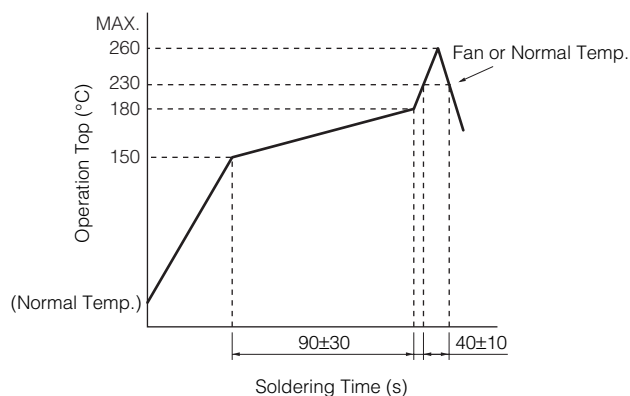
Part Numbers	Operating Force	Height	Operating Life
EVQPQHB55	1.6 N	0.55 mm	200000 cycles
EVQPQMB55	2.4 N	0.55 mm	50000 cycles

■ Before using this product

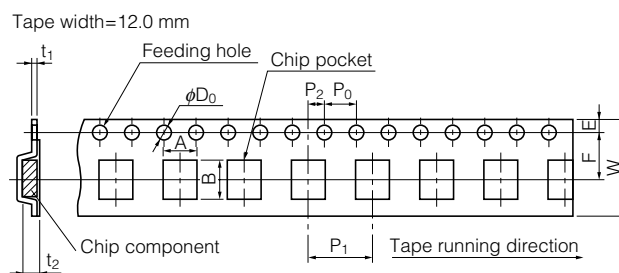
- If the inclination of the actuator is widened by using soft materials, such as rubber, for the setting side of the operation section (connecting area between button and actuator), it may cause functional problems.



Recommended Reflow Soldering Conditions



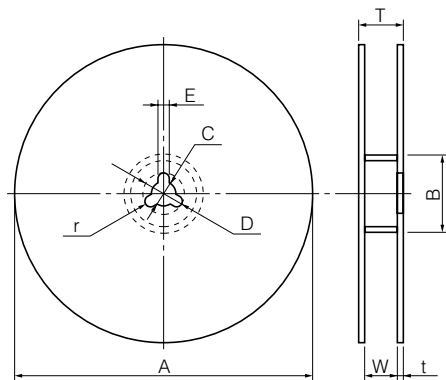
Embossed Carrier Taping



Unit: mm

Part No.	Height	A	B	W	F	E	P_1	P_2	P_0	D_0 Dia.	t_1	t_2
EVQPQ	0.55	$5.0^{+0.30}_{-0.25}$	$4.6^{+0.3}_{-0}$	12.0 ± 0.1	5.5 ± 0.1	1.75 ± 0.10	8.0 ± 0.1	2.0 ± 0.1	4.0 ± 0.1	$1.5^{+0.1}_{-0}$	0.30 ± 0.05	$0.65^{+0.2}_{-0.1}$

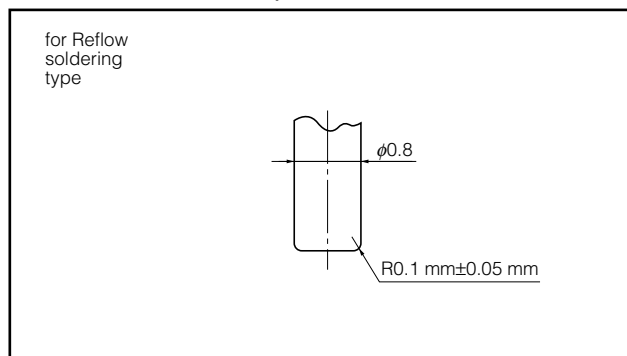
Standard Reel Dimensions in mm (not to scale)



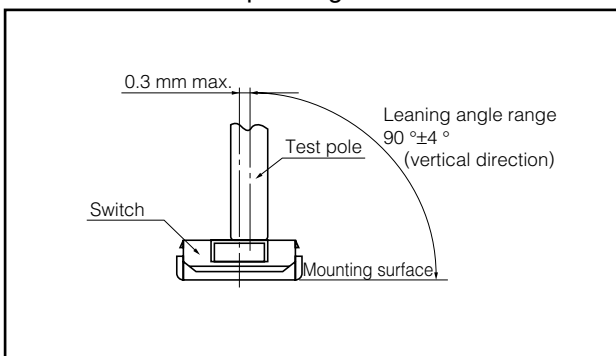
Item	A	B	C	D	E
Rate (mm)	$\phi 370.0 \pm 2.0$	$\phi 50.0$ min.	$\phi 13.0 \pm 0.5$	$\phi 21.0 \pm 1.0$	2.0 ± 0.5

Item	W	T	t	r
Rate (mm)	14.0 ± 1.5	—	1.0 to 3.0	1.0 ± 0.5

Recommended Shape of Test Pole



Recommended Operating Conditions



Design and specifications are each subject to change without notice. Ask factory for the current technical specifications before purchase and/or use.
Should a safety concern arise regarding this product, please be sure to contact us immediately.

00 Oct. 2012

Mouser Electronics

Authorized Distributor

Click to View Pricing, Inventory, Delivery & Lifecycle Information:

Panasonic:

[EVQ-PQMB55](#) [EVQ-PQHB55](#)